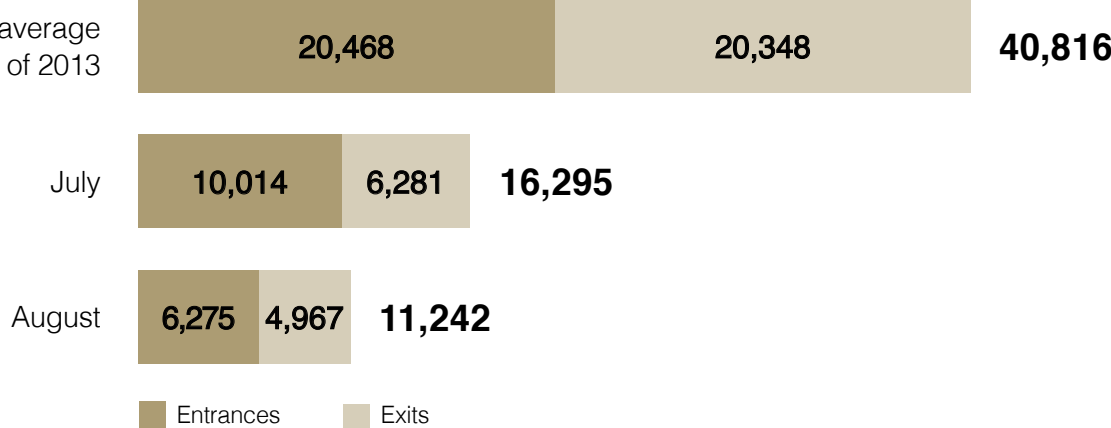


August 2013: Movement of people and goods to and from Gaza on the backdrop of turmoil in Egypt

In August, although there was a drop of more than 15,000 in the number of exits via Rafah, compared to the monthly average during the first half of 2013, Israel increased the number of exits of Palestinians via the Erez crossing by only 1,000. There was also a decrease in the amount of goods entering Gaza via the Kerem Shalom crossing compared to July. This is how it looks:

Crossings via Rafah

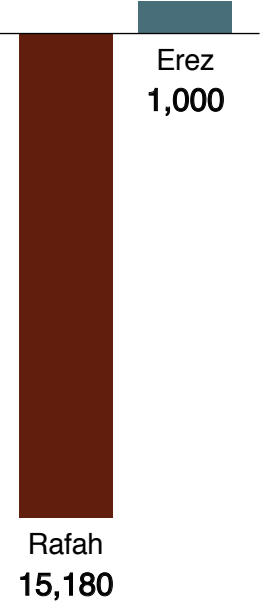
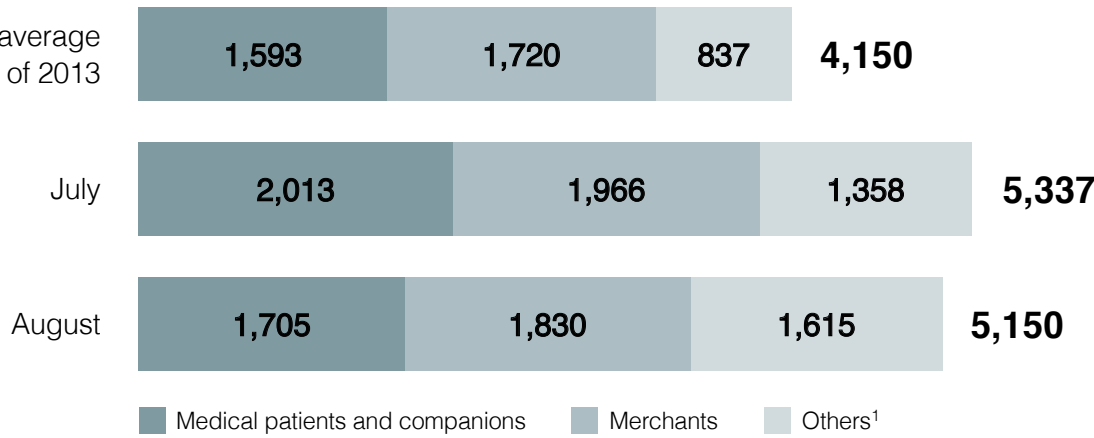
Monthly average for first half of 2013



The increase in the number of entrances of Palestinians to Israel via Erez in August represents only approximately 6.5% of the total decrease in exits via Rafah during the same month (compared to monthly averages during the first half of 2013)


Crossings of Palestinians via Erez

Monthly average for first half of 2013



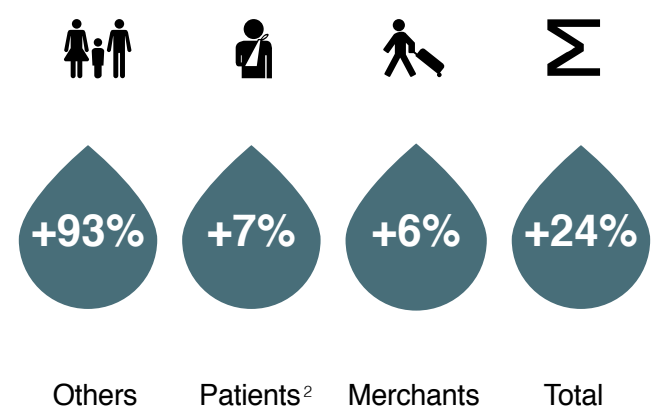
Percentage change in movement of individuals via Rafah Crossing in August

Compared to the monthly average during the first half of 2013



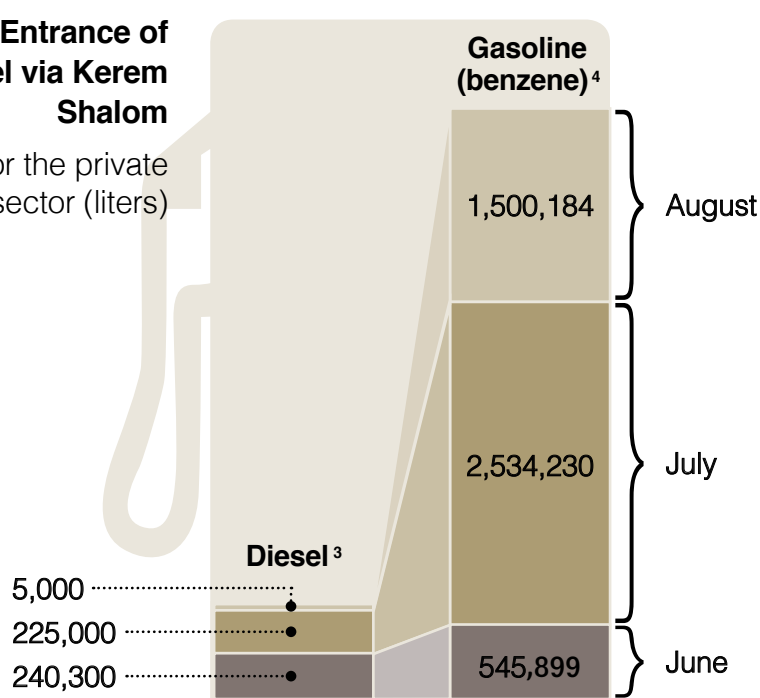
Percentage change in movement of Palestinians via Erez Crossing in August

Compared to the monthly average during the first half of 2013



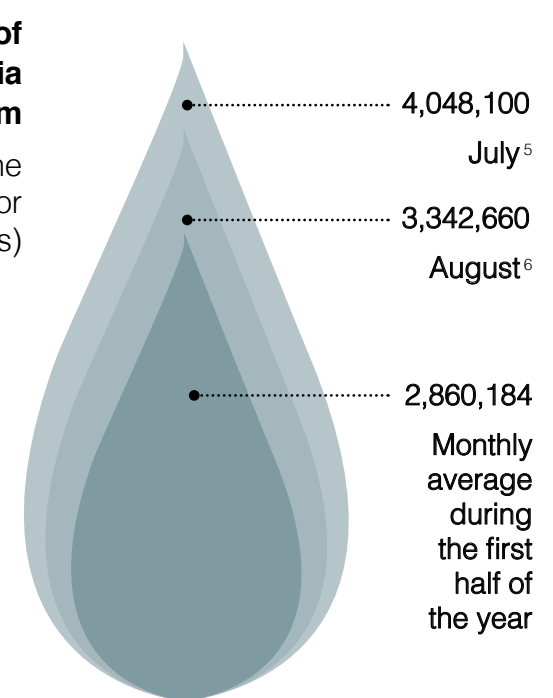
Entrance of fuel via Kerem Shalom

For the private sector (liters)



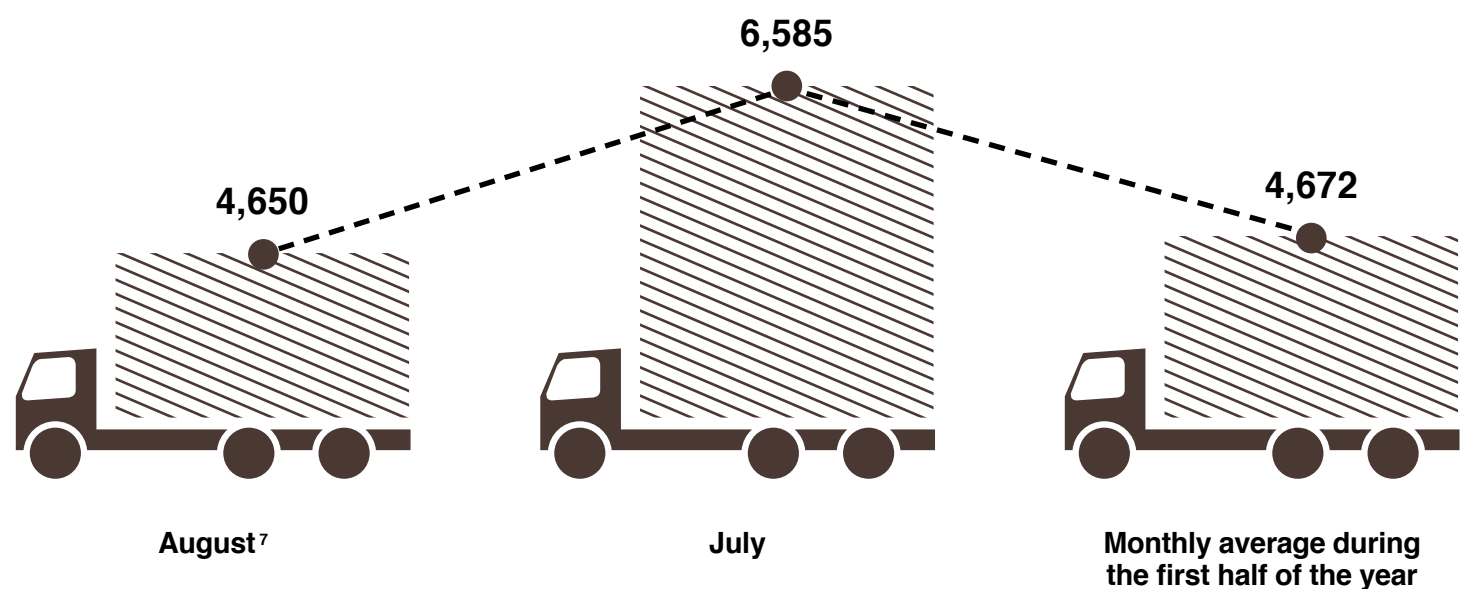
Entrance of cooking gas via Kerem Shalom

For the private sector (kilograms)



Entrance of goods via Kerem Shalom

Including fuel (truckloads)



1) This category includes, among others, family visits and people participating in conferences and business meetings. 2) Including companions. 3) In March 38,011 liters of diesel entered Gaza for the private sector on a one-time basis. 4) No gasoline (benzene) entered Gaza via Israel for the private sector during the first five months of 2013. 5) The amount of cooking gas which entered in July was 41% higher than the monthly average for the first half of the year, following an extension of the operating hours at Kerem Shalom for entrance of cooking gas only. 6) A rise of 17% in August compared to the monthly average during the first half of the year. 7) A decrease of 0.5% in August compared to the monthly average during the first half of the year.